

CFD FLOW SIMULATION

V-TECH LINE TOURING WINDSHIELD

REF.3757

AERODYNAMIC TEST

KYMCO X-CITING 400 S
2019 -

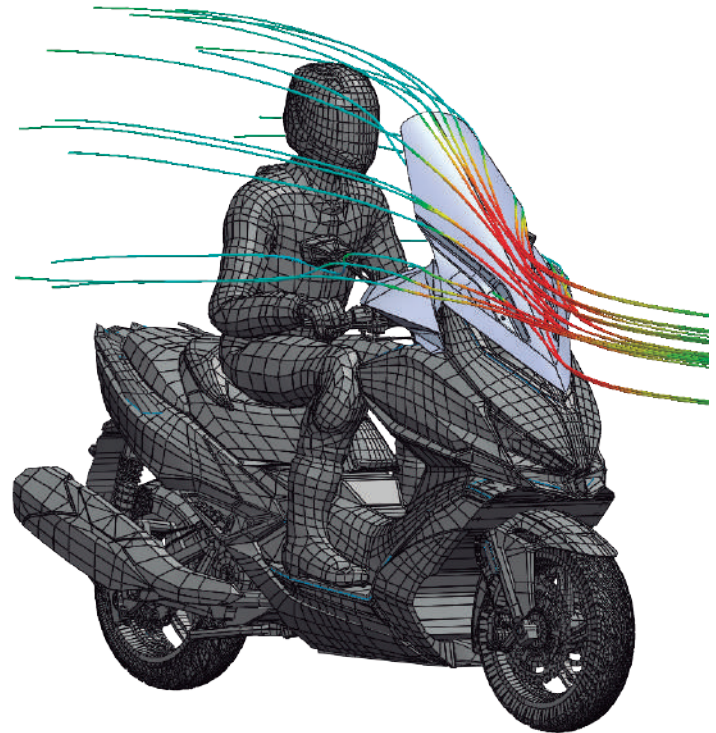


AIR FLOW & PREASSURE COMPARISON



ORIGINAL SCREEN

TOURING SCREEN



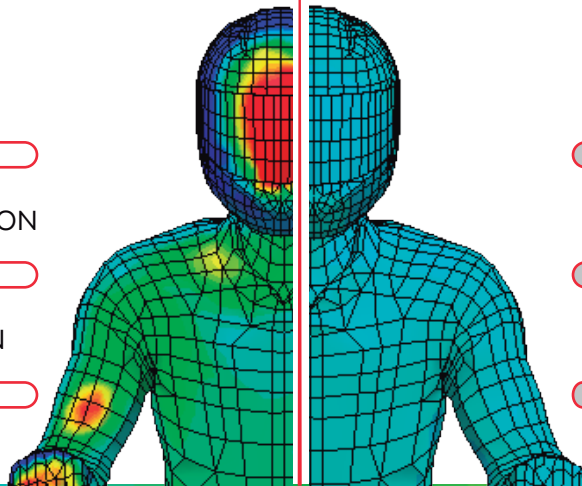
HELMET PROTECTION



UPPER BODY PROTECTION



LOW BODY PROTECTION



HELMET PROTECTION



UPPER BODY PROTECTION



LOW BODY PROTECTION



LOW PRESSURE

HIGH PRESSURE

TOTAL DISSIPATED PRESSURE WITH PUIG SCREEN IS EQUIVALENT TO **2.6 Kg**

INCREASE WIND PROTECTION

99% WITHOUT LOSING Cx

AERODYNAMIC TEST CONDITIONS

VSPEED	120 Km/h	94 mph
RIDER HEIGH	180 cm	5.9 ft
TEMPERATURE	20°	68°F
RIDER POSITION		Standard
LATERAL WIND		No


ACOUSTIC POWER LEVEL COMPARISON

55dB zone:


The green cloud that we can see in the following images defines the area affected by a sound level of 55dB. As we can see, when mounting the puig screen, we managed to remove all that annoying sound from the helmet area.



ORIGINAL SCREEN

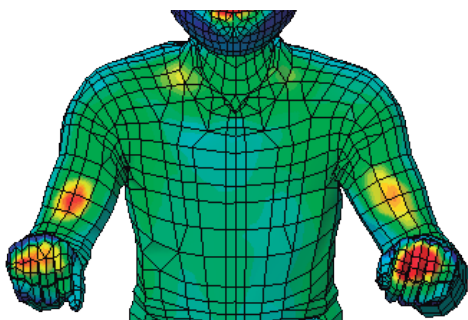


TOURING SCREEN



HAND DEFLECTORS COMPARISON

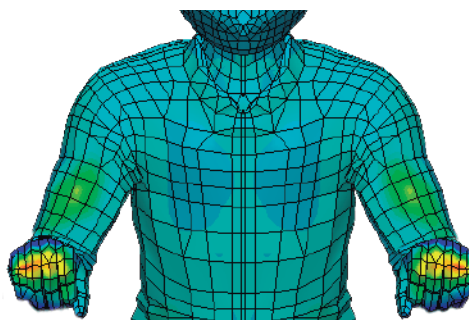
ORIGINAL SCREEN



ARMS & HANDS PROTECTION



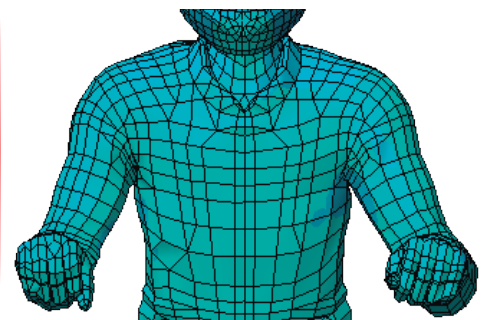
Puig Hi-Tech Parts
WITHOUT HAND DEFLECTORS



ARMS & HANDS PROTECTION



Puig Hi-Tech Parts
WITH HAND DEFLECTORS



ARMS & HANDS PROTECTION



LOW PRESSURE

HIGH PRESSURE